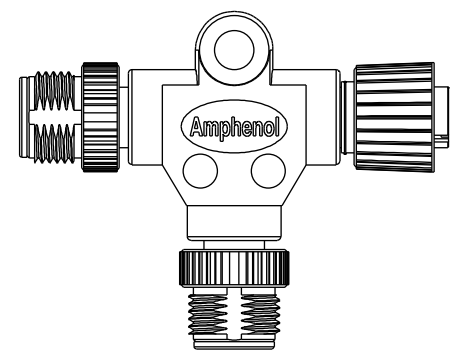
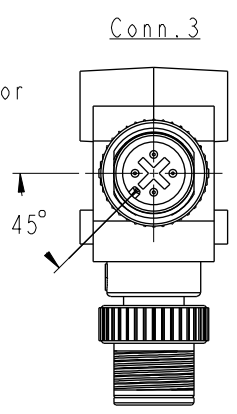
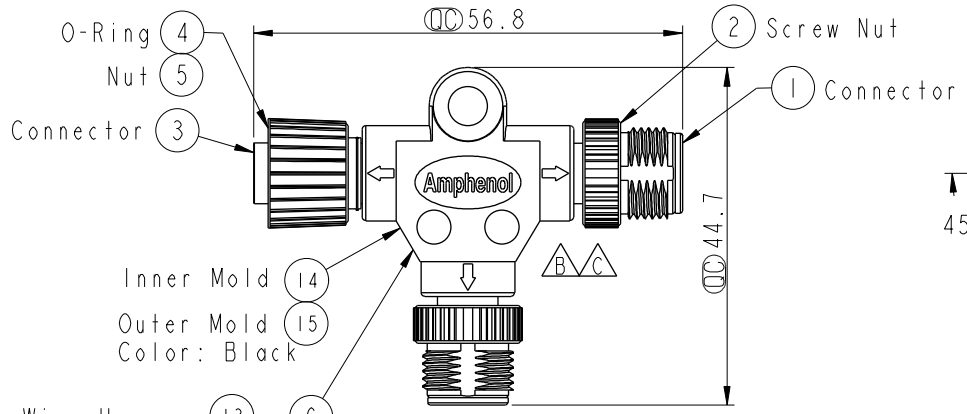
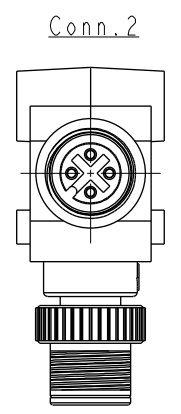



REV.	ECN NO.	DATE	SIGN	DESCRIPTION
B	LEN1350134	2013/05/08	Lu Di	Change Logo
C	LE31730076	2017/03/02	Ruru	Change Outer Mold Design

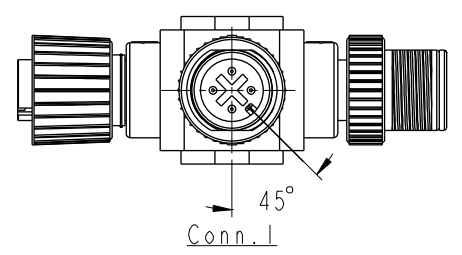


Front View


Back View



Conn. 2  
Pin Assignments  
Front View




Conn. 1



Conn. 1&3  
Pin Assignments  
Front View

Green 綠	4	4	4
Blue 藍	3	3	3
White 白	2	2	2
Black 黑	1	1	1
Wire Color	Conn. 1	Conn. 2	Conn. 3

Pin Out



- Note:
- \*  $\varnothing$  Important Dimension
  - \* Waterproof Rate: IP68  
IM Depth Of Water In 24 Hours
  - \* Connector: PU, Black
  - \* O- Ring: Viton, Green
  - \* Nut: Zinc Alloy, Nickel Plated
  - \* Pin: Copper Alloy, Gold Plated
  - \* Wire Harness: UL1007 24AWG 8PCS

UNIT:mm	
TOLERANCE	$\pm 0.5mm$

TITLE M12 Conn T Adaptor Screw MFM Conn MFM Pin			
SCALE 1:1	SIZE A4	SHEET 1 OF 1	
REV. C	WC-REV. A.1	$\varnothing$ : Inspection item	

**Amphenol LTW**  
安費諾亮泰企業股份有限公司

ITEM NO. SS-040404-MFM-TS001	DRAWN BY Ruru	DATE 2017-03-02
DWG NO. SS-040404-MFM-TS001	CHECKED BY Rita	DATE 2017-03-02
CUSTOMER ALTW	APPROVED BY Max	DATE 2017-03-02

THIS DOCUMENT IS SUBJECT TO CHANGE WITHOUT NOTICE. IT IS CONFIDENTIAL AND A PROPERTY OF Amphenol LTW. DISCLOSURE TO THIRD PARTY HAS TO BE AUTHORIZED BY Amphenol LTW.