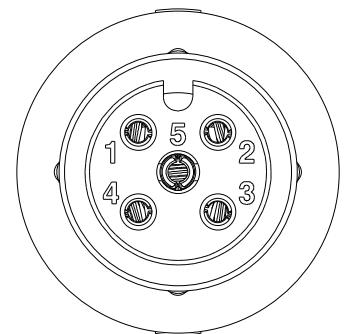
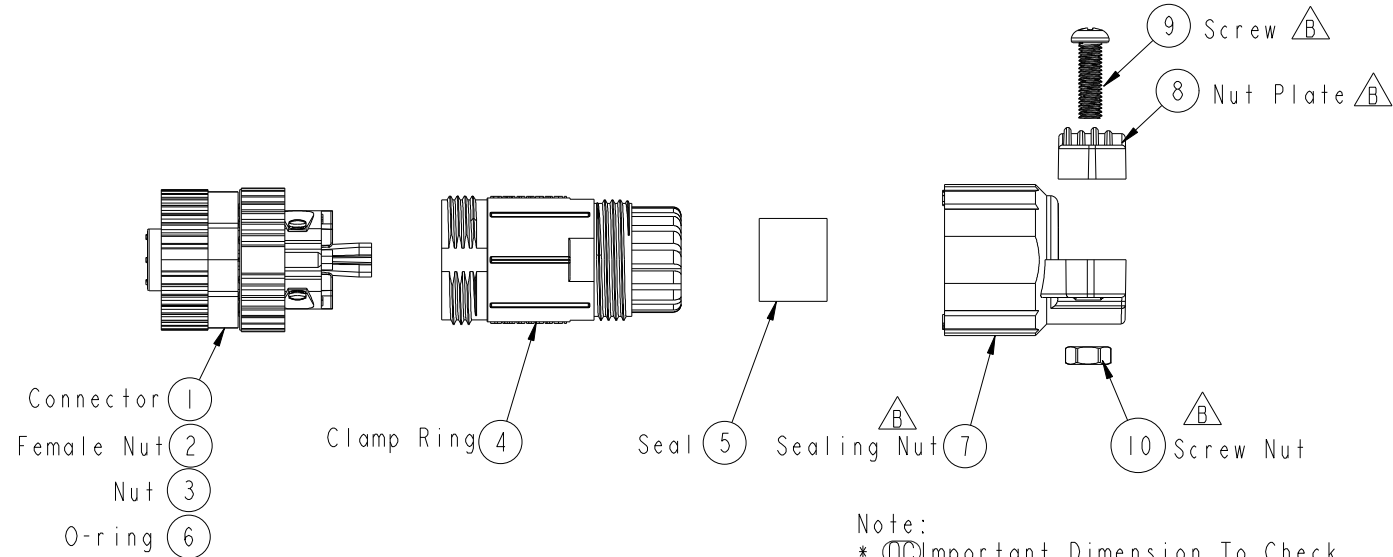


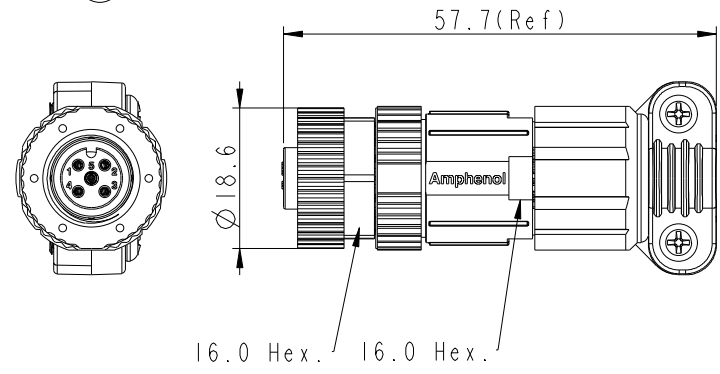
THIS DOCUMENT IS SUBJECT TO CHANGE WITHOUT NOTICE. IT IS CONFIDENTIAL AND A PROPERTY OF Amphenol LTW. DISCLOSURE TO THIRD PARTY HAS TO BE AUTHORIZED BY Amphenol LTW.

REV.	ECN NO.	DATE	SIGN	DESCRIPTION
A	Initial Release	2017-04-13	Frank Deng	Rev.01 To Rev.A
B	LE317B0194	2017-11-18	Frank Deng	Update Drawing

ALTW
 CONFIDENTIAL
 2017-11-18
 R&D DEPT.



Pin Assignments
Front View



- Note:
- * \varnothing Important Dimension To Check.
 - * Waterproof Rate: IP67
 - * Housing: Nylon, Black
 - * Female Pin: Copper Alloy, Gold Plated
 - * Female Nut: PBT+PC, Black
 - * Nut: PBT+PC, Black
 - * O-Ring: Silicon, Grey
 - * Clamp Ring: Nylon, Black
 - * Seal: Silicon, Grey
 - * Sealing Nut: Nylon+GF, Black
 - * Nut Plate: Nylon+GF, Black
 - * Seal For Cable OD: $\varnothing 4.0\text{mm} \sim \varnothing 8.0\text{mm}$
 - * Screws for Wire connection recommended tightening torque: 0.61~0.84 kgf.cm / 0.059~0.082 N.m
 - * Applicable Wire gauge (Stranded wire cross section) 0.14mm² (26AWG) ~ 0.82mm² (18AWG)
 - * Mating Recommended tightening torque: 4~6 kgf.cm / 0.39~0.59 N.m
 - * Sealing-Nut Recommended tightening torque: 4~6 kgf.cm / 0.39~0.59 N.m
 - * Detailed applicable wire specifications may vary depending on the actual wire construction.

UNIT:mm TOLERANCE .X ±0.25 .XX ±0.1 .XXX ±0.05 ANGLES ±1°	TITLE NMEA MICRO-C, FIELD INSTALLABLE 5PIN, S/T, F CONN F PIN, PLASTIC			<h1 style="text-align: center;">Amphenol LTW</h1> <h2 style="text-align: center;">安費諾亮泰企業股份有限公司</h2>		ITEM NO HPC-05BFFB-SL7001	DRAWN BY Frank Deng	DATE 2017-11-18
	SCALE 1:1	SIZE A4	SHEET 1 OF 1			DWG NO HPC-05BFFB-SL7001	CHECKED BY Fisher Wang	DATE 2017-11-18
	REV. B	WC-REV. A.3	\varnothing Inspection item	CUSTOMER ALTW	APPROVED BY Kevin Hu	DATE 2017-11-18		